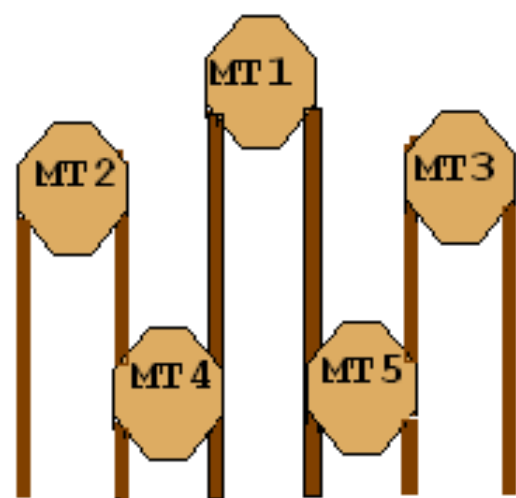






IPSC Ontario Provincial Championship Waterloo County Revolver Association LVL III

Stage Number:	1
Stage Name:	This Is Not a Texas Star
Stage Type:	Short Course
Targets :	5 Mini IPSC Targets
Distances:	15-20 Meters
Possible Points:	50
Minimum Rounds:	10
Start Position:	Handgun loaded and holstered, standing relaxed in area A, facing up range, arms crossed at chest level.
Penalties:	As per IPSC rules
Time Starts:	On the audible
Procedure:	On the signal engage Mini Target 1 to 5 with at least 1 round each from area A. Preform a mandatory reload and engage Mini Target 1 to 5 with at least 1 round each from area B. Shots preformed out of the shooting areas will incur 1 procedural penalty per shot fired.
Briefing Note:	In order to ensure the match runs on time, brass picking is allowed at the end of the day only.




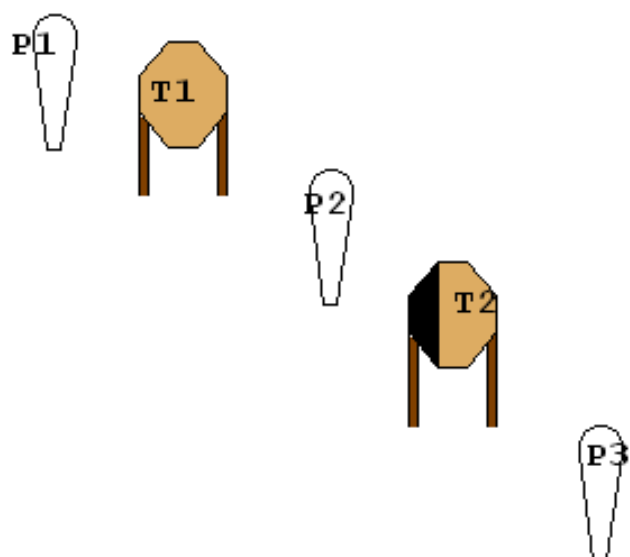
B

A



IPSC Ontario Provincial Championship Waterloo County Revolver Association LVL III

Stage Number:	2
Stage Name:	Hole In the Wall
Stage Type:	Short Course.
Targets :	2 IPSC Targets, 3 Poppers.
Distances:	12-20 meters.
Possible Points:	35
Minimum Rounds:	7
Start Position:	Gun loaded, lying flat on one of the pads on the ground beside the shooter, not supported in anyway. Shooter kneeling in the middle of the opening, fingers interlaced on top of the shooters head.
Penalties:	As per IPSC rules.
Time Starts:	On the audible.
Procedure:	On the signal retrieve the pistol and engage T1, T2 and P1 to P3 through the opening in the wall.
Briefing Note:	In order to ensure the match runs on time, brass picking is allowed at the end of the day only.



pad

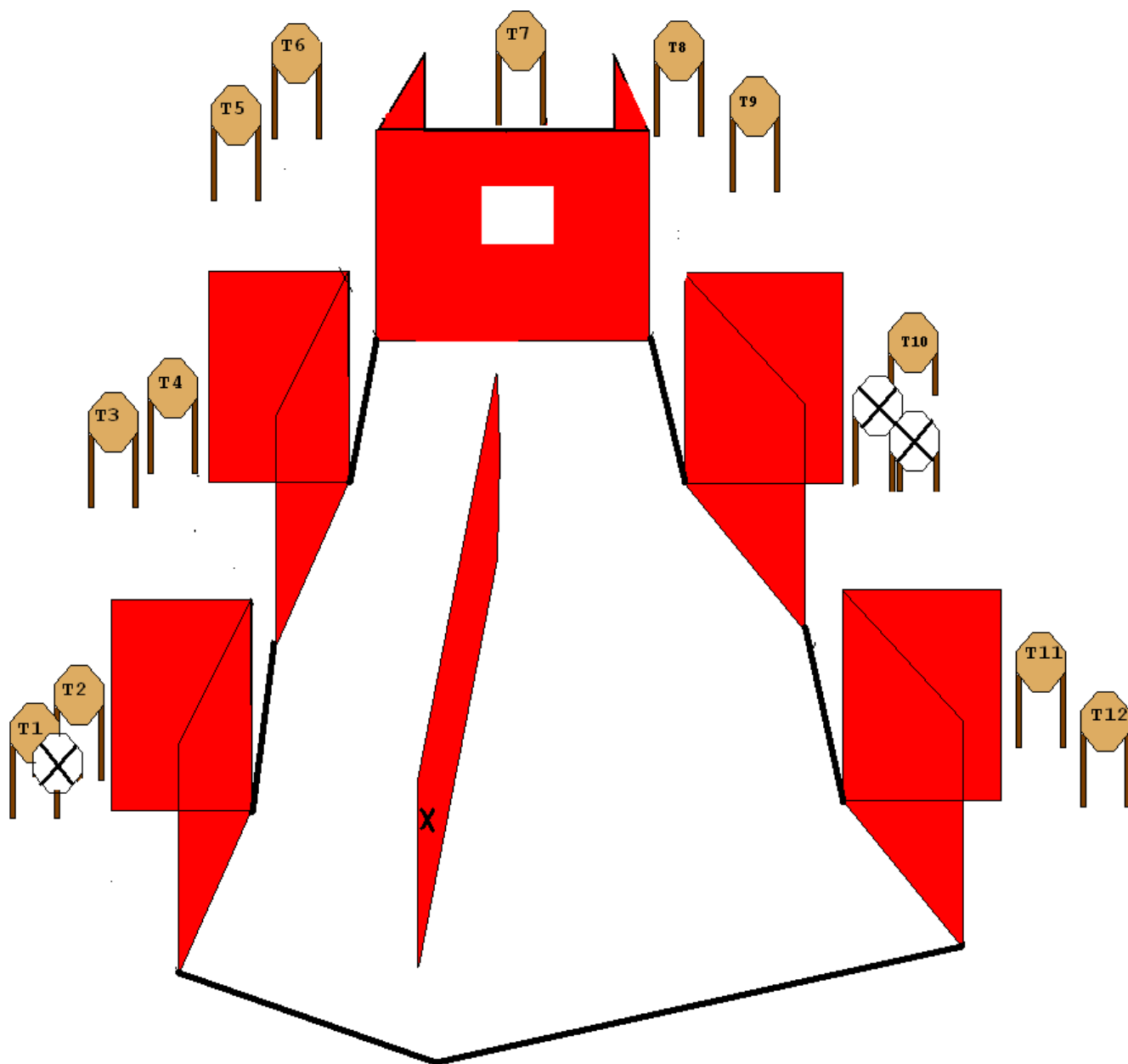
start

pad



IPSC Ontario Provincial Championship Waterloo County Revolver Association LVL III

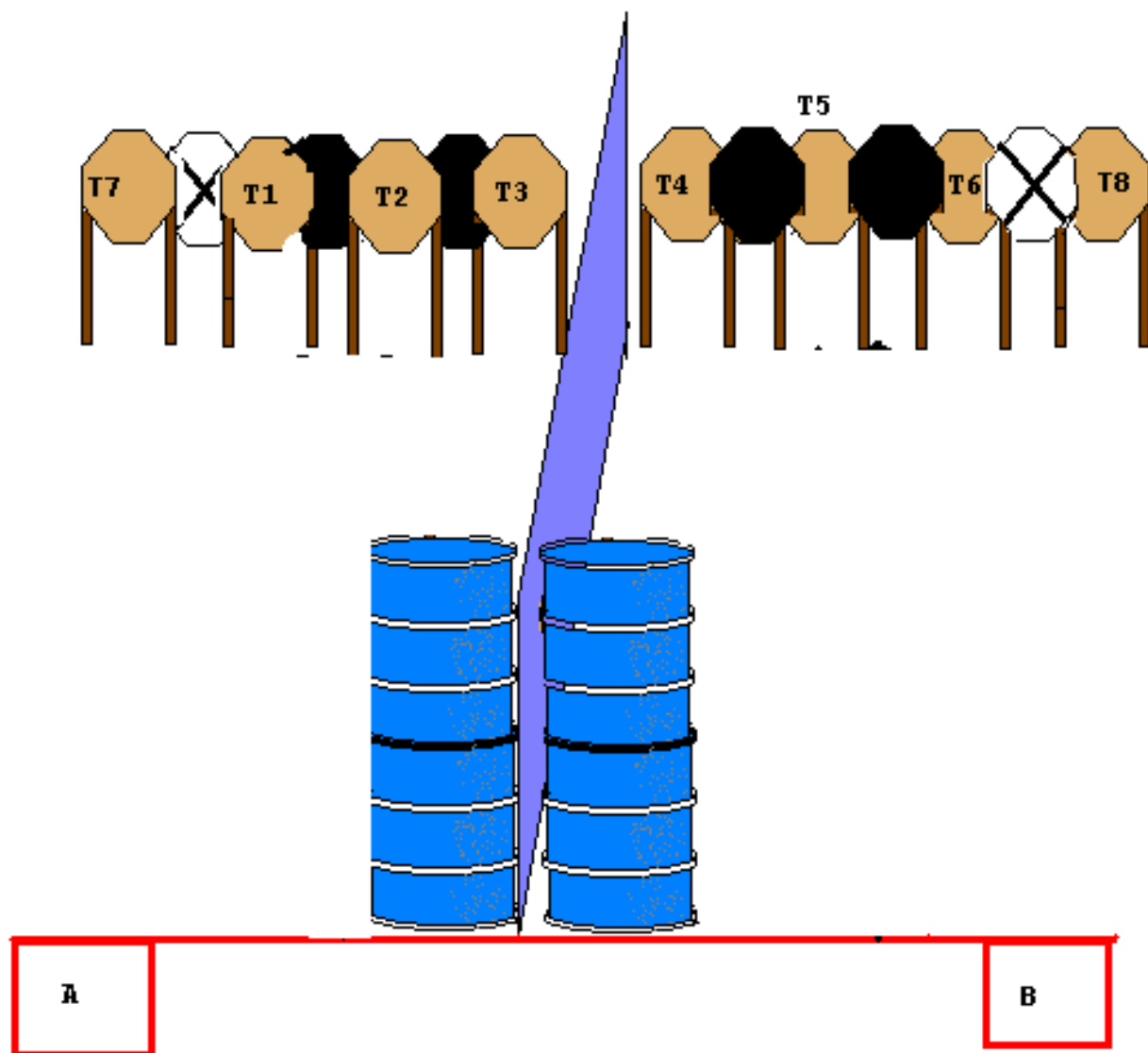
Stage Number:	3
Stage Name:	Something Between Them All
Stage Type:	Medium Course
Targets :	12 IPSC Targets, 3 Penalty Targets
Distances:	5-25meters
Possible Points:	120
Minimum Rounds:	24
Start Position:	Pistol loaded and holstered, hands flat on either side of the wall on the marks.
Penalties:	As per IPSC rules
Time Starts:	On the audible
Procedure:	Engage T1 to T12 as they become visible.
Briefing Note:	In order to ensure the match runs on time, brass picking is allowed at the end of the day only.





IPSC Ontario Provincial Championship Waterloo County Revolver Association LVL III

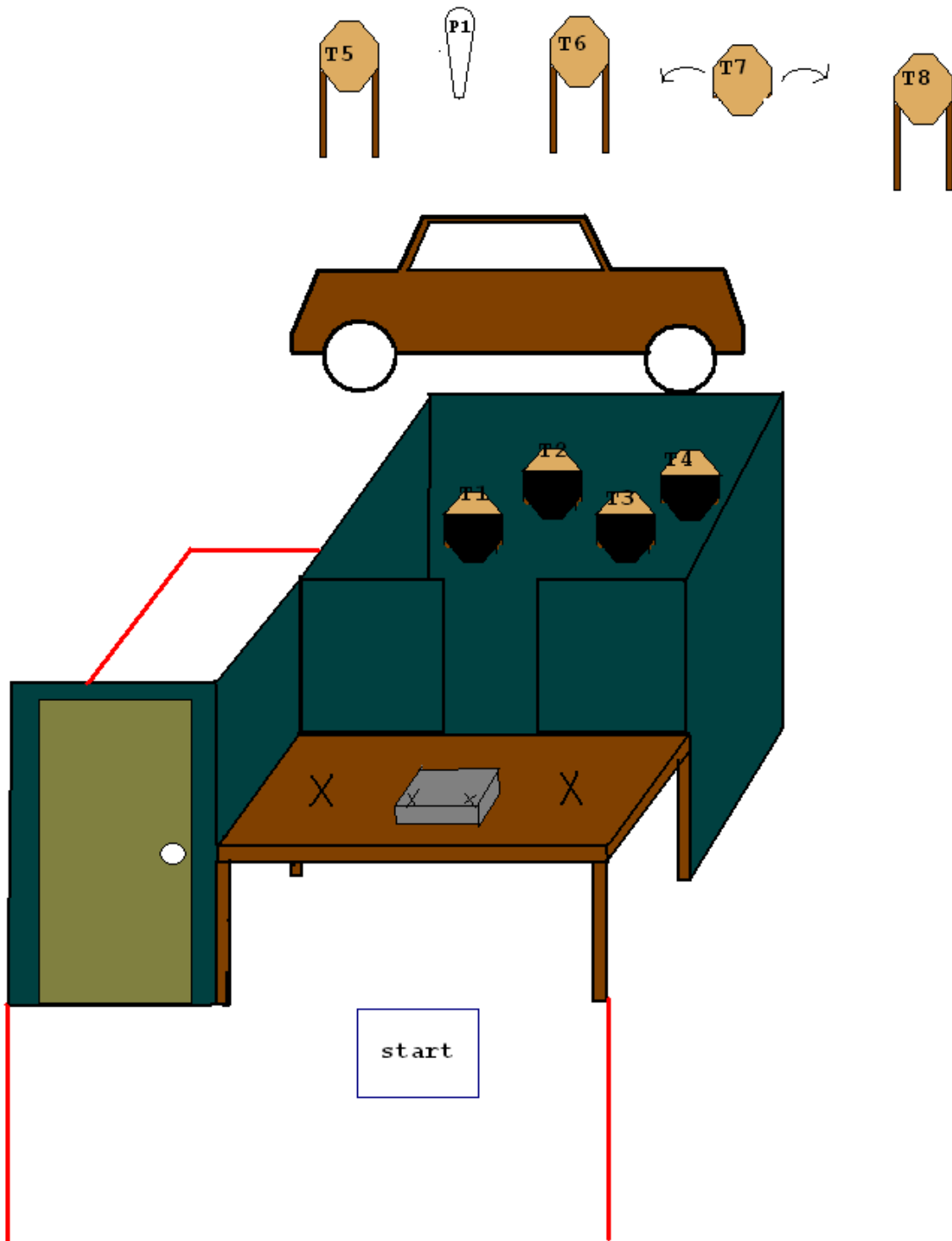
Stage Number:	4
Stage Name:	You Choose
Stage Type:	Medium Course
Targets :	8 IPSC Targets, 2 Penalty Targets
Distances:	17 Meters
Possible Points:	80
Minimum Rounds:	16
Start Position:	Standing in area A or area B, gun loaded and holstered, hands relaxed at sides.
Penalties:	As per IPSC rules
Time Starts:	On the audible
Procedure:	On the signal engage T1 to T8.
Briefing Note:	In order to ensure the match runs on time, brass picking is allowed at the end of the day only.





IPSC Ontario Provincial Championship Waterloo County Revolver Association LVL III


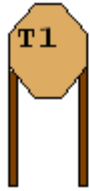
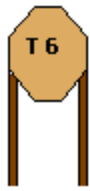
Stage Number:	5
Stage Name:	Cash and Grab
Stage Type:	Medium Course
Targets :	8 IPSC Targets, 1 Popper
Distances:	5-15 meters
Possible Points:	85
Minimum Rounds:	17
Start Position:	Seated in the chair with the chair centered behind the cash drawer, fingers from each hand in the marked slots of the cash register drawer, left hand on the left side and right hand on the right side. Handgun loaded, lying flat on the table, not supported by any means on one of the marks on the table beside the cash drawer.
Penalties:	As per IPSC rules.
Time Starts:	On the audible.
Procedure:	On the signal engage T1 to T8 and Popper 1. The swinger is activated by Popper 1 and will remain visible when at rest.
Briefing Note:	In order to ensure the match runs on time, brass picking is allowed at the end of the day only.





IPSC Ontario Provincial Championship Waterloo County Revolver Association LVL III

Stage Number:	6
Stage Name:	The Wall
Stage Type:	Medium Course
Targets :	6 IPSC Targets, 2 Poppers
Distances:	8 to 25 meters
Possible Points:	70
Minimum Rounds:	14
Start Position:	Standing in area A, facing down range, pistol loaded, hands relaxed at sides.
Penalties:	As per IPSC rules
Time Starts:	On the audible
Procedure:	On the signal engage T1 to T6, P1 and P2 from the shooting area, which is the platform in front of the wall
Briefing Note:	Shooters are permitted to step off the platform to reload or to clear a malfunction without any penalties. Any shots fired while not on the platform will result in a procedural penalty per shot fired. In order to ensure the match runs on time, brass picking is allowed at the end of the day only.


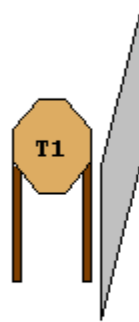
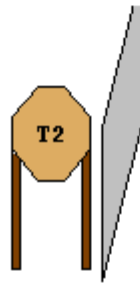
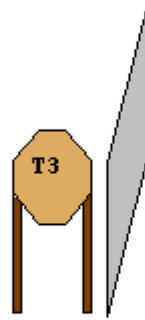


start



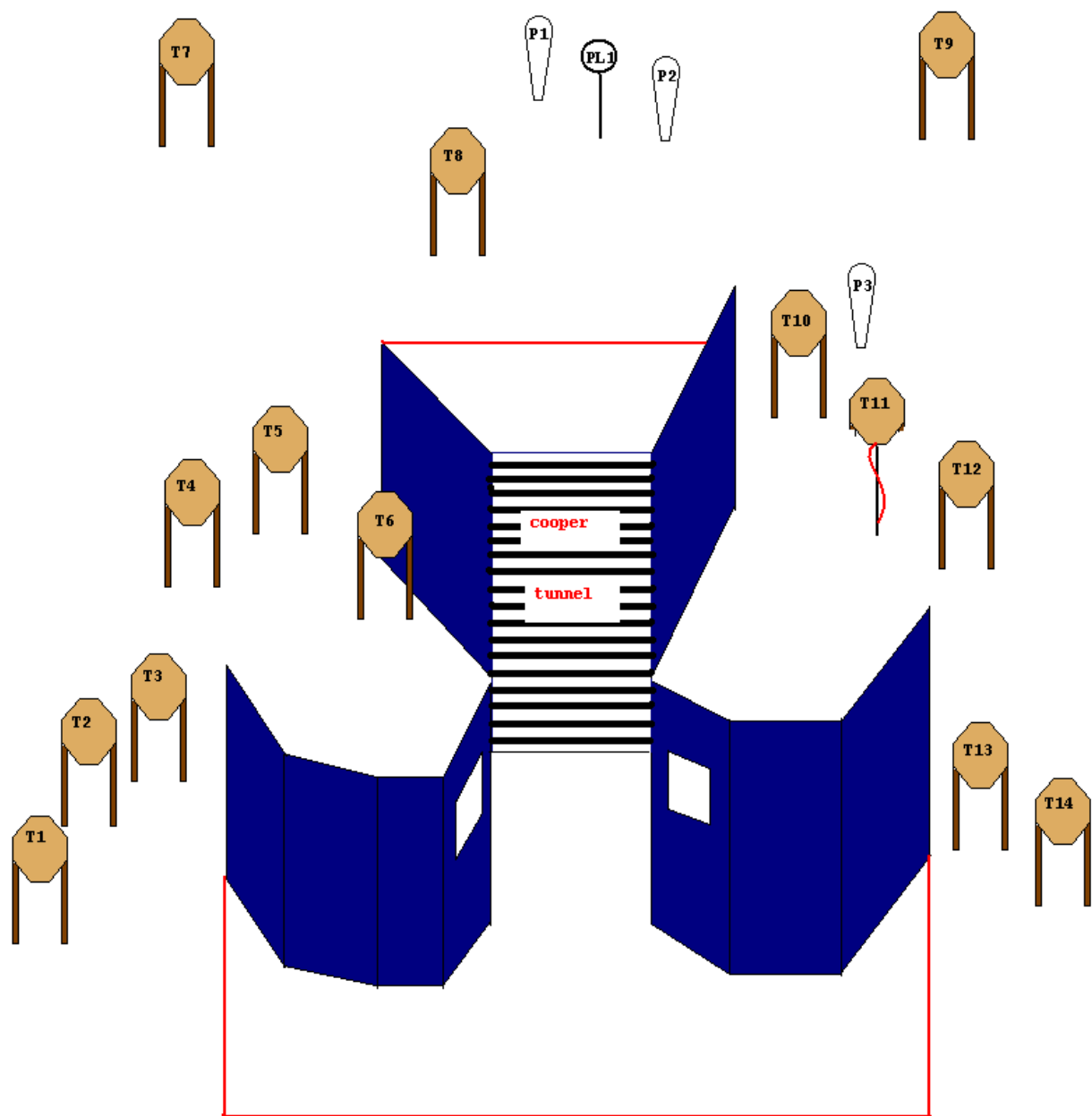
IPSC Ontario Provincial Championship Waterloo County Revolver Association LVL III

Stage Number:	7
Stage Name:	The Long And the Short Of It
Stage Type:	Short Course
Targets :	3 IPSC Targets, 3 Poppers
Distances:	5 to 45 Meters
Possible Points:	45
Minimum Rounds:	9
Start Position:	Gun loaded and holstered, hands relaxed at sides, heels on the marks on the charge line.
Penalties:	As per IPSC rules
Time Starts:	On the audible
Procedure:	On the signal engage T1 to T3 and Poppers 1 to 3.
Briefing Note:	In order to ensure the match runs on time, brass picking is allowed at the end of the day only.



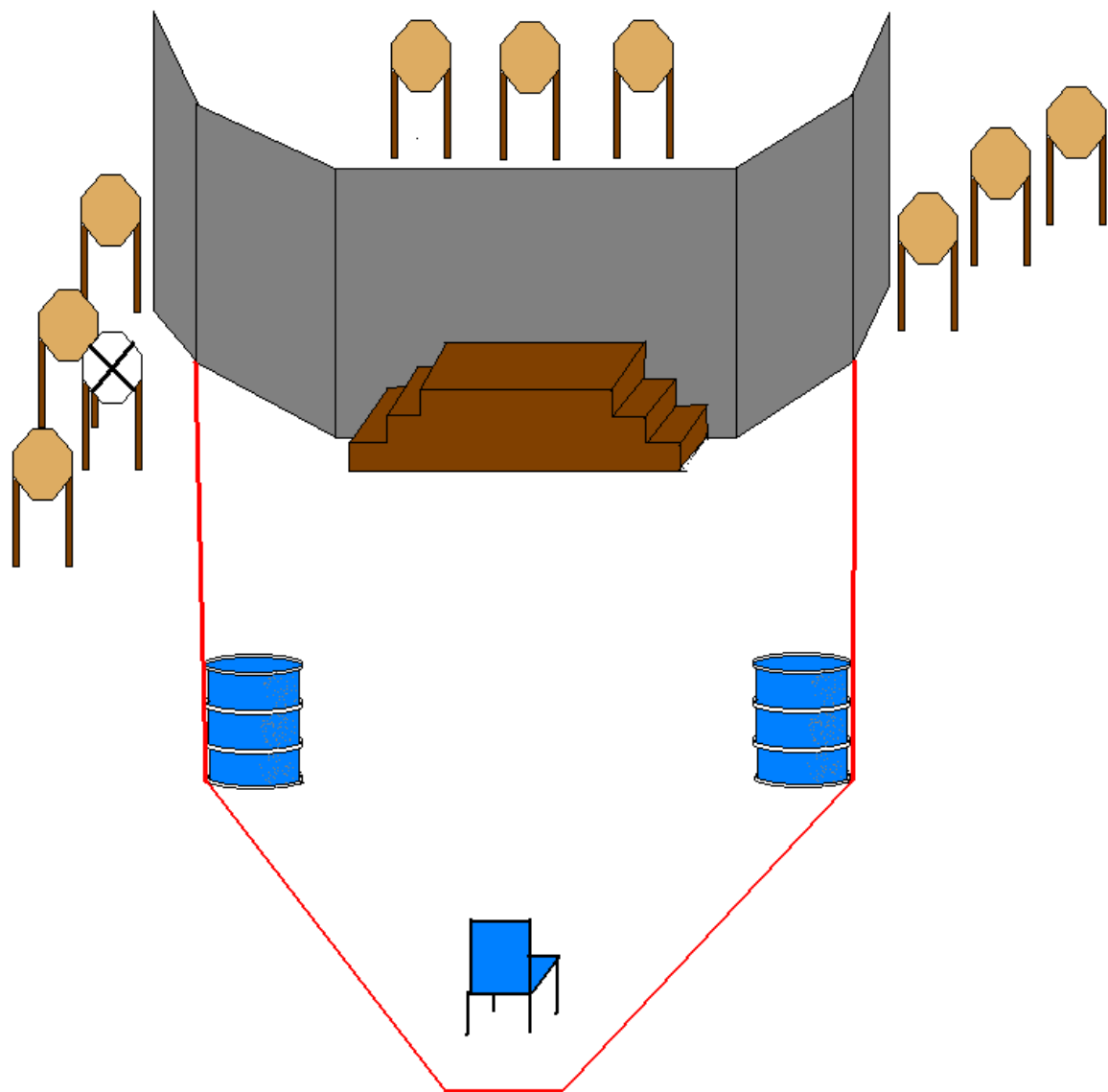


Stage Number:	8
Stage Name:	How Low Can You Go?
Stage Type:	Long Course
Targets :	14 IPSC Targets, 3 Poppers, 1 Plate
Distances:	3 to 30 meters
Possible Points:	160
Minimum Rounds:	32
Start Position:	Standing anywhere in the shooting area, pistol loaded and holstered, arms relaxed at sides.
Penalties:	As per IPSC rules
Time Starts:	On the audible
Procedure:	On the signal engage T1 to T14, Popper 1 to Popper 3 and the plate.
Briefing Note:	T11 is a drop turner disappearing target that is activated by Popper 3. T8 is a swinger activated by P1. In order to ensure the match runs on time, brass picking is allowed at the end of the day only.



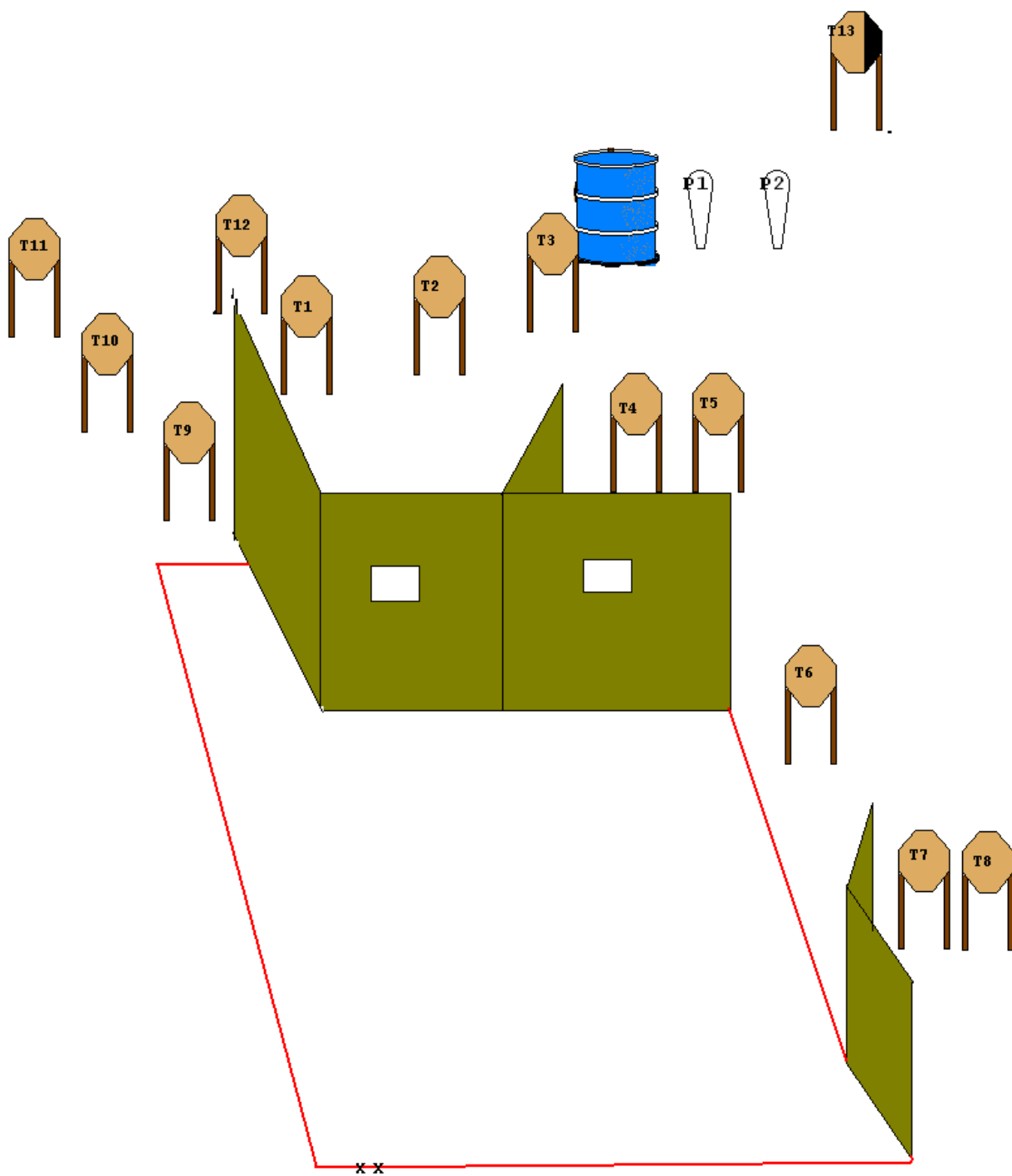


Stage Number:	9
Stage Name:	Up On Top
Stage Type:	Medium Course
Targets :	9 IPSC Targets, 1 Penalty Target
Distances:	2 to 20 meters
Possible Points:	90
Minimum Rounds:	18
Start Position:	Seated in the chair, hands on knees, pistol holstered and unloaded, magazines to be used on the barrels.
Penalties:	As per IPSC rules. Use of any ammunition not retrieved from one of the barrels will result in a procedural penalty per shot fired.
Time Starts:	On the audible
Procedure:	On the signal retrieve the magazines to be used and engage T1 to T9.
Briefing Note:	In order to ensure the match runs on time, brass picking is allowed at the end of the day only.





Stage Number:	10
Stage Name:	Which Way To Go?
Stage Type:	Long Course
Targets :	13 IPSC Targets, 2 Mini Poppers
Distances:	1 to 50 Meters
Possible Points:	140
Minimum Rounds:	28
Start Position:	Handgun loaded and holstered, heels touching marks on the charge line, hands relaxed at sides, facing downrange.
Penalties:	As per IPSC rules
Time Starts:	On the audible
Procedure:	On the signal engage T1 to T13 and Mini Poppers 1 and 2.
Briefing Note:	In order to ensure the match runs on time, brass picking is allowed at the end of the day only.





IPSC CLASSIFIER - STAGE: CLC-33

The International Practical Shooting Confederation - P.O. Box 972 Oakville, Ontario, Canada L6J 9Z9
Tel: (905) 849-6960 - fax: (905) 842-4323

Course of Fire Type: Short Classifier Stage

Stage Procedure:

On the signal, from Area A, draw and shoot the targets any order, strong hand only.

Scoring: Comstock

Targets: 3 Classic

Possible Points: 30

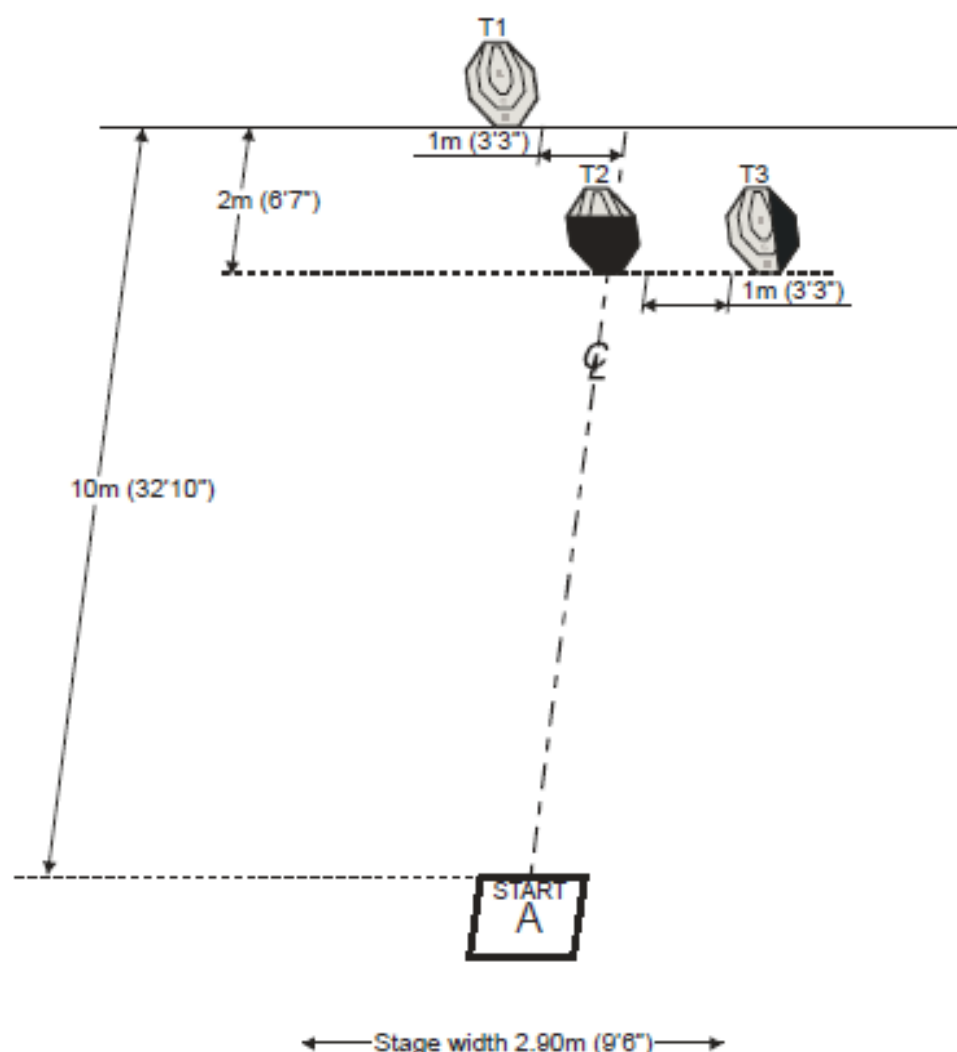
Minimum Rounds: 6

Start Position: Standing relaxed in Area A, facing downrange with both hand relaxed by sides.

Start: On audible signal

Stop: Last shot

Penalties: As per current edition IPSC rules

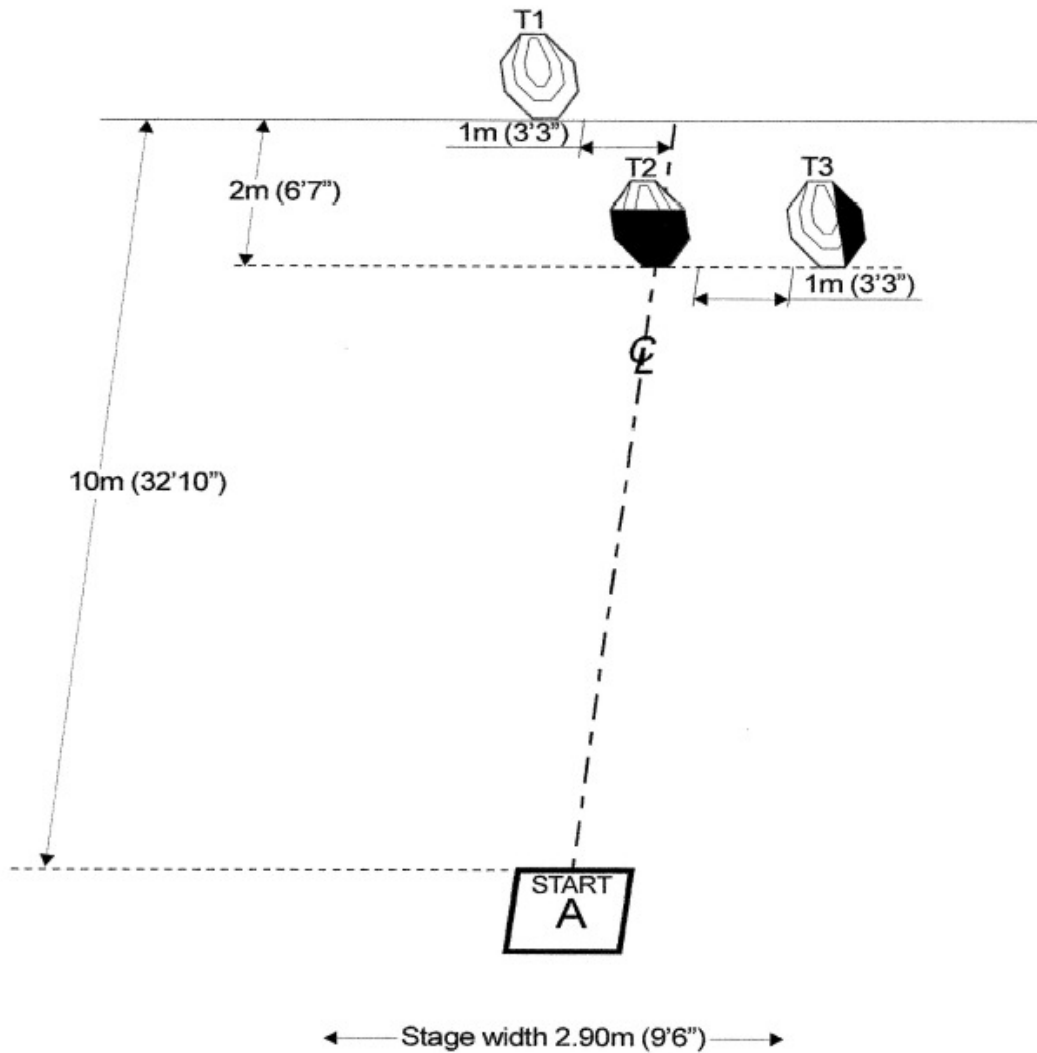


SETUP NOTES: Set paper targets to 1.52m (5 feet) to the top of targets. Area A is 0.92m(3') by 0.92m(3'). Hard cover on T2 covers from notch to notch, as shown.



IPSC Ontario Provincial Championship Waterloo County Revolver Association LVL III

Stage Number:	12
Stage Name:	Free To Do It As You Like
Stage Type:	Short Course
Targets :	3 IPSC Targets
Distances:	10 Meters
Possible Points:	60
Minimum Rounds:	12
Start Position:	Pistol loaded and holstered, standing relaxed with hands at sides in area A.
Penalties:	As per IPSC rules
Time Starts:	On the audible
Procedure:	On the signal engage T1-T3 with two rounds each, preform a mandatory reload and engage T1-T3 freestyle with two more rounds each. No stacking is allowed.
Briefing Note:	In order to ensure the match runs on time, brass picking is allowed at the end of the day only.

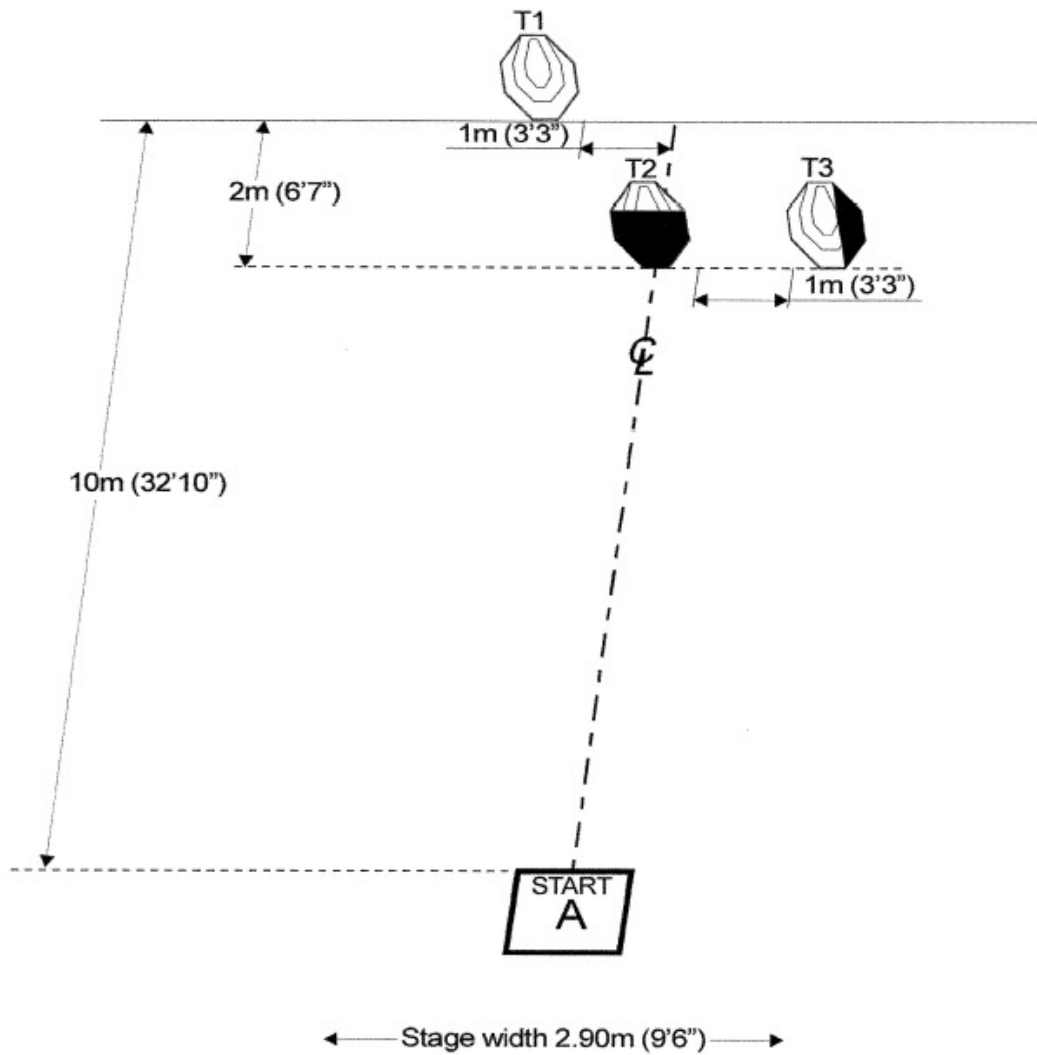


SETUP NOTES: Set paper targets to 1.52m (5 feet) to the top of targets. Area A is 0.92m(3') by 0.92m(3'). Hard cover on T2 covers from notch to notch, as shown.



IPSC Ontario Provincial Championship Waterloo County Revolver Association LVL III

Stage Number:	13
Stage Name:	This Is Weak
Stage Type:	Short Course
Targets :	3 IPSC Targets
Distances:	10 Meters
Possible Points:	60
Minimum Rounds:	12
Start Position:	Pistol loaded and holstered, standing relaxed with hands at sides in area A.
Penalties:	As per IPSC rules
Time Starts:	On the audible
Procedure:	On the signal engage T1-T3 with two rounds each freestyle, perform a mandatory reload and engage T1-T3 with two more rounds each weak hand only. No stacking is allowed.
Briefing Note:	In order to ensure the match runs on time, brass picking is allowed at the end of the day only.



SETUP NOTES: Set paper targets to 1.52m (5 feet) to the top of targets. Area A is 0.92m(3') by 0.92m(3'). Hard cover on T2 covers from notch to notch, as shown.